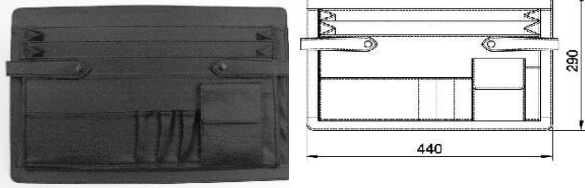


Koffereinsätze / Suitcase inlet

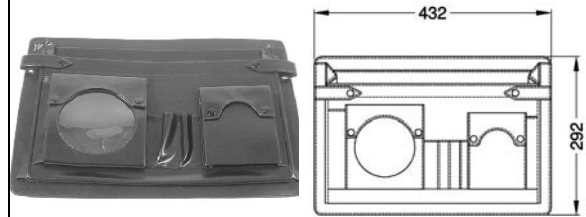
M1815



Attache Einsatz 43x29 cm

Attaché case inlet 44x29

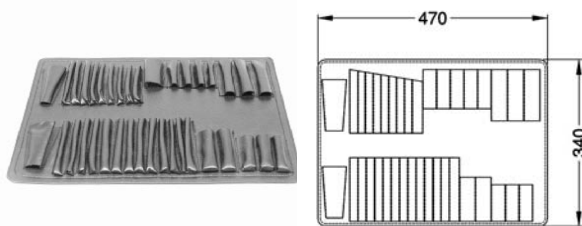
M1817



DJ Koffereinsatz, klappbar

Attaché case inlet 43x29

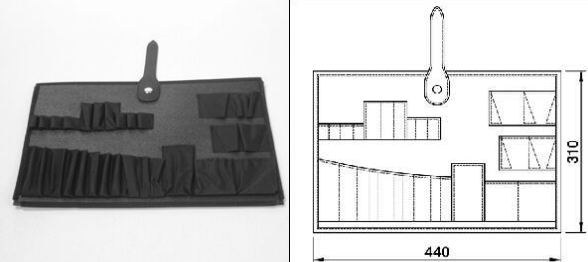
M1819



Werkzeugkoffer-Einsatz

Tool case inlet

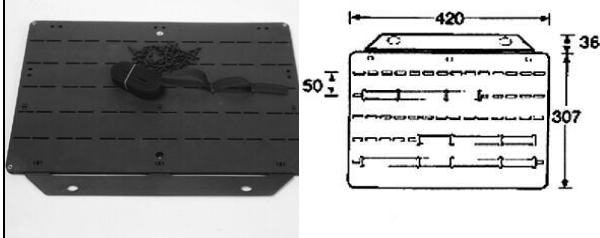
M1820



Werkzeugkoffer-Einsatz, klappbar

Hinged, tool case inlet


M1821



Werkzeugkoffer-Einsatz mit Gummibändern

Tool case inlet with elastic bands

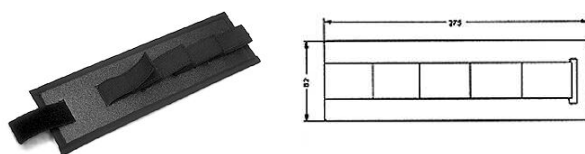
M1825



Netztasche, klettbar

Klett, net bag

M1830



Schlaufenhalter 5-fach, klettbar

5-compartment loop fastener